



# Conduct Rigorous and Scientific Research

Chang Xu

Department of Computer Science and Technology

Nanjing University

Nov 13, 2020

# Outline



- I. Writing and Presentation
- II. Research Formulation
- III. Experimentation



# I. Writing and Presentation

1. Typo and grammar mistake
2. Sentence and convention
3. Exercise and discussion

# General



- Writing
  - Make your paper error-free (readable)
  - E.g., no typo or grammar mistake
- Presentation
  - Make your paper *logically* written (readers can follow)
- Writing and presentation are different!
  - Writing first (own effort), presentation next (training)

# Common Writing Mistakes (1)



## ■ Fragments

- *If* I had saved some money. I could have bought that new stereo.
- *Dancing* the night away in my new gown.
- I wanted a number of items. *Especially* lettuce and mushrooms.
- I visited the Philadelphia Museum of Art. *And* was most impressed with it.

# Common Writing Mistakes (2)



- Run-together and comma-spliced sentences
  - My back hurts it is weak.
  - (Revised) My back hurts *because* it is weak.
  
  - My back hurts, it is weak.
  - (Revised) My back hurts, *for* it is weak.

# Common Writing Mistakes (3)



- Subject and verb agreement
  - *They has worked* all day.
  - (Revised) *They have worked* all day.
  
  - *Each* of the nurses *are* present.
  - (Revised) *Each* of the nurses *is* present.
  
  - *Somebody* in the room *have taken* my wallet.
  - (Revised) *Somebody* in this room *has* taken my wallet.

# Common Writing Mistakes (4)



- Ambiguous references
  - When *people* discuss their *problems*, *they* should be objective.
  - (Revised) *People* should be objective when *they* discuss their problems.
  - (Revised) The *problems which* people discuss should be objective.



# Common Writing Mistakes (5)



- Problems with our “relatives”
  - I lost my *job, which* really angered me.
  - (Revised) When I lost my job, I was angry.
  - (Revised) Losing my job made my angry.
  
  - I had to *leave, which* was disturbing.
  - (Revised) Because I had to leave, I was disturbed.
  - (Revised) Having to leave disturbed me.

# Common Writing Mistakes (6)



## ■ Dangling modifiers

- *Walking down the street*, a trash can blocked Joe's path.
- (Revised) *Walking down the street*, Joe could see a trash can blocking his path.
- (Revised) *While Joe was walking down the street*, a trash can blocked this path.

# Common Writing Mistakes (7)



## ■ Misplaced modifiers

- Men and women who smoke *often* die of lung cancer.
- (Revised) Men and women who smoke *excessively often* die of lung cancer.
- (Revised) Men and women who smoke *will* often *die* of lung cancer.
- (Revised) *Quite often*, men and women who smoke die of lung cancer.

# Common Writing Mistakes (8)



- Faulty parallel structures
  - Joe wanted a *salary* higher than his brother *Bill*.
  - (Revised) Joe wanted a *salary* higher than his brother Bill's *salary*.
  - (Revised) Joe wanted a *salary* higher than *that* of his brother Bill.

# More...



- You are supposed to have known all of these!
  - No reason to make such mistakes
  
- Do not ask me about English grammars
  - Ask yourself
  - Pick up CET-4, CET-6, and TOEFL materials

# Sentences



- First
  - Write correct sentences
  
- For good presentation
  - Use *simple* sentences
  - Abandon *useless* (irrelevant) sentences

# Writing Conventions (1)



- Avoid ambiguous words
  - E.g., if => whether
  
- Avoid offensive words
  - E.g., obviously, very, ...
  
- Do not put “and”, “also”, “but”, or “because” at the beginning of a sentence

# Writing Conventions (2)



- User terms/words consistently
  - E.g., We conducted an *experiment*... This *evaluation* ...
  - E.g., Section 1 introduces... Section 2 gives... We *explain* ... in Section 3
  
- A, B and C => A, B, and C
- can not => cannot
- “e.g.,” “i.e.,” “, respectively”



# Writing Conventions (3)



- Avoid passive tone
- Avoid subjective tone
  - E.g., I feel ..., I am confident ...
- Do not omit “that”
  - E.g., note *that* such a path is always executable

# Exercises



- Describe an object in the classroom/meeting room
  - Requirement: error-free and following conventions
  - Word limit: 100
  
- Describe an activity you attended today/yesterday
  - Requirement: error-free and following conventions
  - Word limit: 100



## II. Research Formulation

1. Definition before use
2. Research problem
3. Inadequacy of related work
4. Insight of your proposal
5. Exercise and discussion

# General



- Conducting research and writing papers are always coupled together
- Implication
  - What you are going to write in papers should have been *already* considered when you conduct research
- Research formulation  $\leq$  paper presentation

# Definition and Use

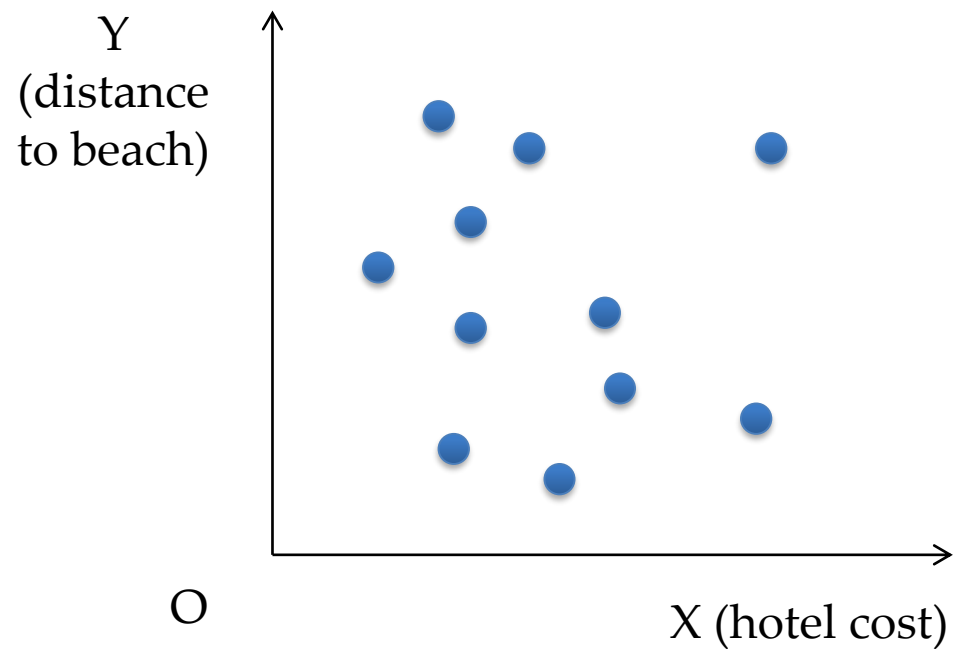


- Use consistent terms/words
  - E.g., experiment/evaluation, technique/approach, ...
  
- Concepts are defined before use
  - Each key concept must be defined, and non-key concepts should be discarded as many as possible
  - Each concept should carry the same meaning throughout the paper (so for variables)
  - Each defined concept should be *mathematically expressible* or *machine computable*

# Exercises (1)



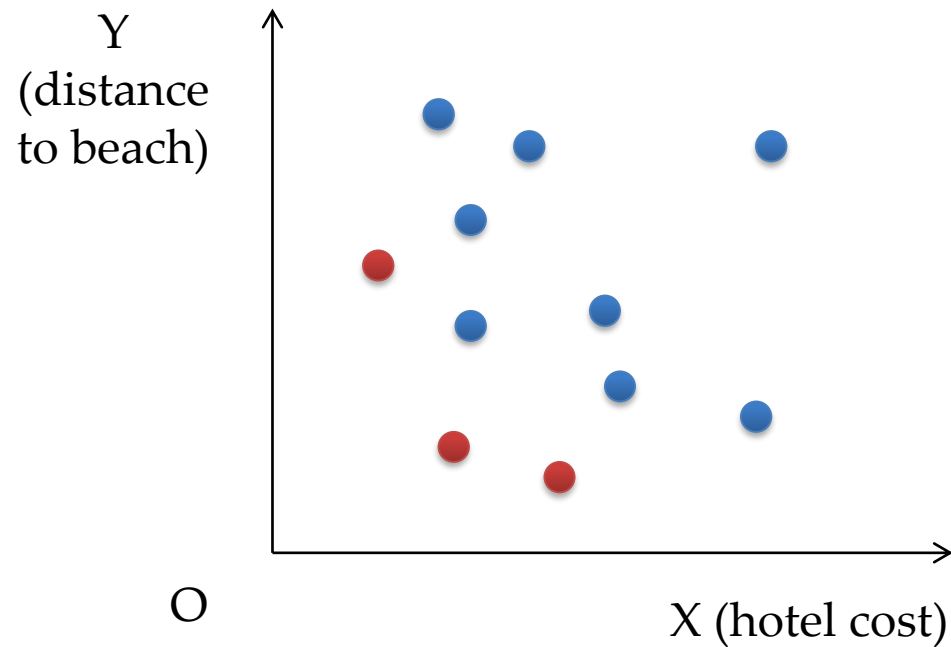
## ■ Skyline points



# Exercises (2)



## ■ Skyline points (cont)



# Exercises



- Consider one of your concepts and define it
  - Requirement: mathematically expressible or machine computable



# Key Points



- You must have already considered
  - Research problem
  - Inadequacy of related work
  - Insight of your proposal
  
- Common mistake
  - They are what I have to consider when writing papers

# Research Problem



- What I am going to address in this work
  
- Scope
  - What I can address (applicable scenarios)
  - What I cannot address (limitations)
  
- Never over claim or claim imprecisely

# Exercise



- Present your research problem
  
- Answer questions about its scope
  - What I can address
  - What I cannot address

# Motivating Example



- Motivating example always with research problem
  
- Purpose
  - Give *concrete* evidence why we need new efforts
  - Not concrete => nothing (should be discarded)
  
- Where?
  - Placed in the introduction or a separate section if it is large (when comparing several techniques concretely)

# Related Work



- Inadequacy of related work
  - Must be analyzed before proceeding to your proposal
  
- Requirements
  - The inadequacy should be demonstrated *concretely* using the motivating example or other strong evidence
  - The inadequacy should be discussed *precisely*
  
- Do not criticize others' work (say difference)

- Insight of your proposal
  - Key observations or efforts that make your proposal able to (effectively) address the research problem while existing work cannot
  - Link it to a fundamental research problem
  
- This should not be implementation efforts
  - You are supposed to have made progress in research methodology

# Common Mistakes



- Pick up a topic that seemingly has not been addressed by existing work
  - Why has it not been addressed before?
- Claim your work without justification
  - You need evidence to back you up
- Mixing framework and implementation
  - Must be *sound* at the framework (theory) level

# Now



- You are supposed to
  - Have understood what a good presentation is
  - Work out how to get closer to this goal (long practice)
  
- Everybody has his (her) own way to go
  - We point out loopholes in your presentation
  - You fix them! And more iterations come...
  
- Earn experience for yourself



# Exercise



- Describe your work
  - Word limit: 150
  
- Requirement: good presentation
  - Self-explained
  - Research problem + inadequacy of existing work + insight of your proposal + evaluation results or plan



## III. Experimentation

1. Questions and subjects
2. Experimental design
3. Threats to validity
4. Exercise and discussion

- Experimentation
  - Is not merely a description of the experimental procedure and a list of experimental results
  - Should have a careful *design* (questions and variables) and discussion of potential *threats* (construct validity, internal validity, external validity, and conclusion validity)

# Experimentation and Case Study



- Experimentation
  - In a lab environment
  - Variables (factors) can be isolated and *controlled*
  
- Case study
  - Under an industrial (real-world) setting
  - Hard to repeat
  
- We mostly conduct *controlled experiments*

# Key Points (1)



- *Questions* to answer
  - Is Tool A *better* than Tool B?

Why would we expect it to be better?

Why do we need to know?

What will we do with the answer?

Better at **doing what?**

Better in **what way?**

Better in **what situations?**

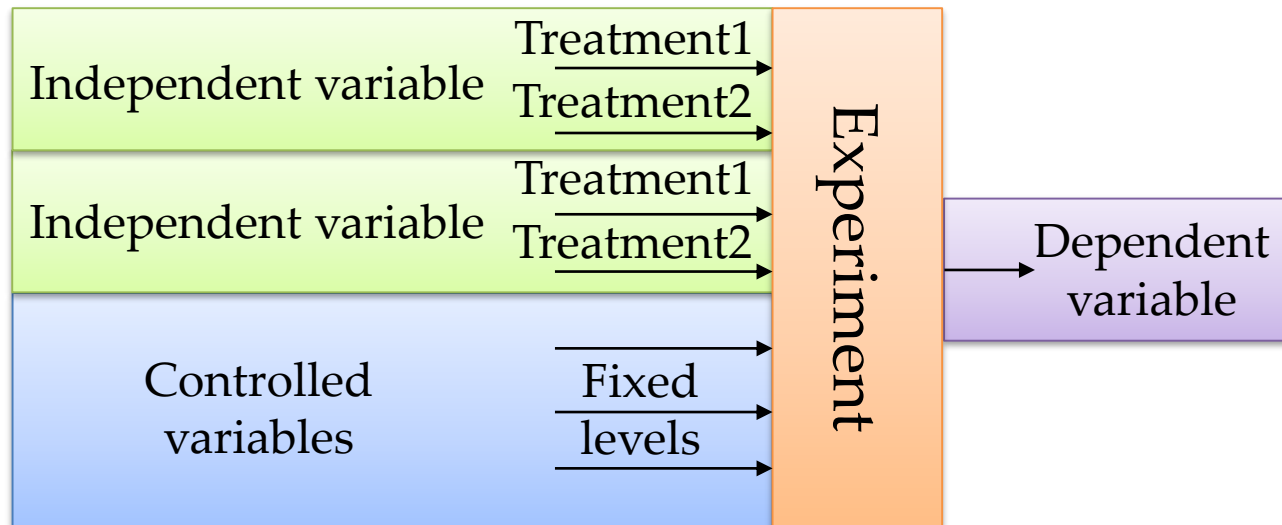
# Key Points (2)



- *Subjects* selected
  - Sample of what population?
  - Consider the representativeness
  
- *Variables* and *threats* to validity
  - Variables: See the next page
  - Threats to validity: See an example

# Variables

- Independent variables (factors)
- Dependent variables
- Controlled variables



# Example



- Name
  - Stuart Bean ("stu")
- Topic
  - Merging stakeholder views in model-driven development
- Status
  - 2 years into his PhD study
  - Has built a tool
  - Needs evaluation





# Stu's Evaluation Plan



## ■ Experiments

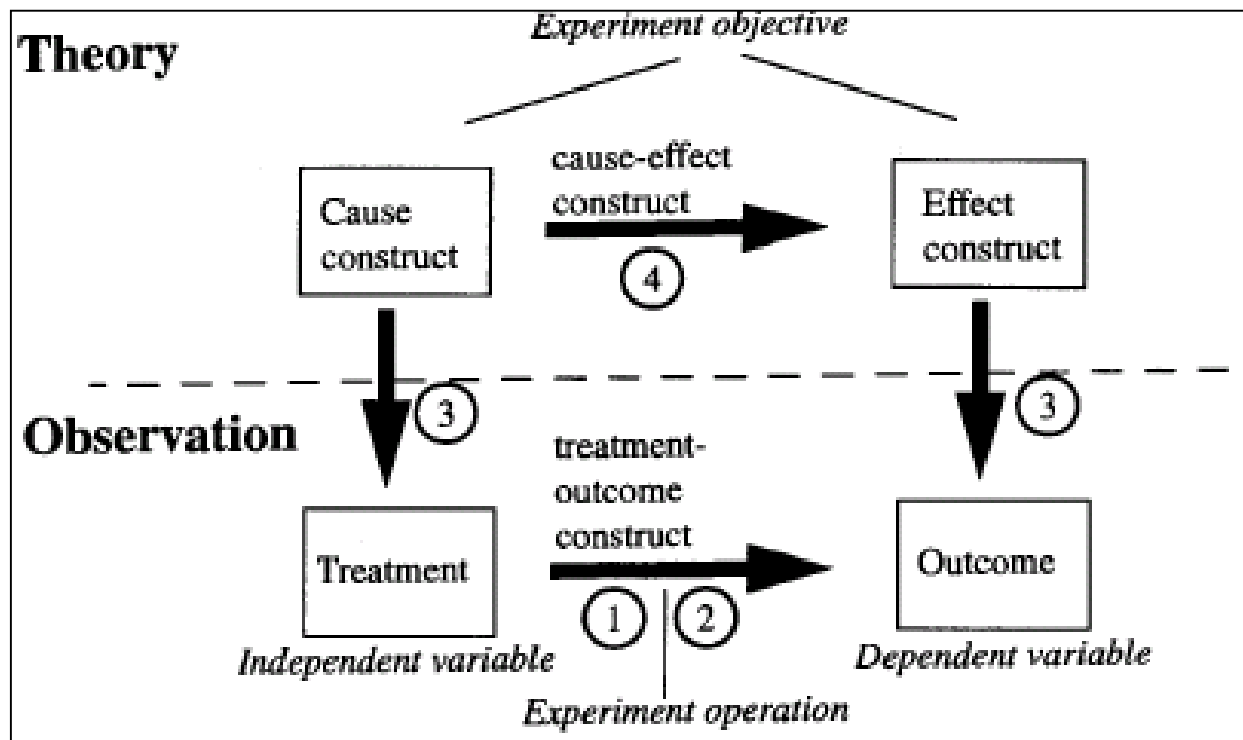
- Independent variable: Stu-merge vs. Rational Architect (RA)
- Dependent variables: correctness, speed, assessment
- Controlled variables: task (merging class diagrams from two different stakeholders' models), subjects (graduate students in software engineering)

## ■ Hypotheses

- H1: Stu-merge produces **correct** merges **more often** than RA
  - H2: Subjects produce merges **faster** with Stu-merge than RA
  - H3: Subjects **prefer** using Stu-merge to RA
- H1 accepted (strong evidence), H2 & H3 rejected

# Threats to Validity Analysis

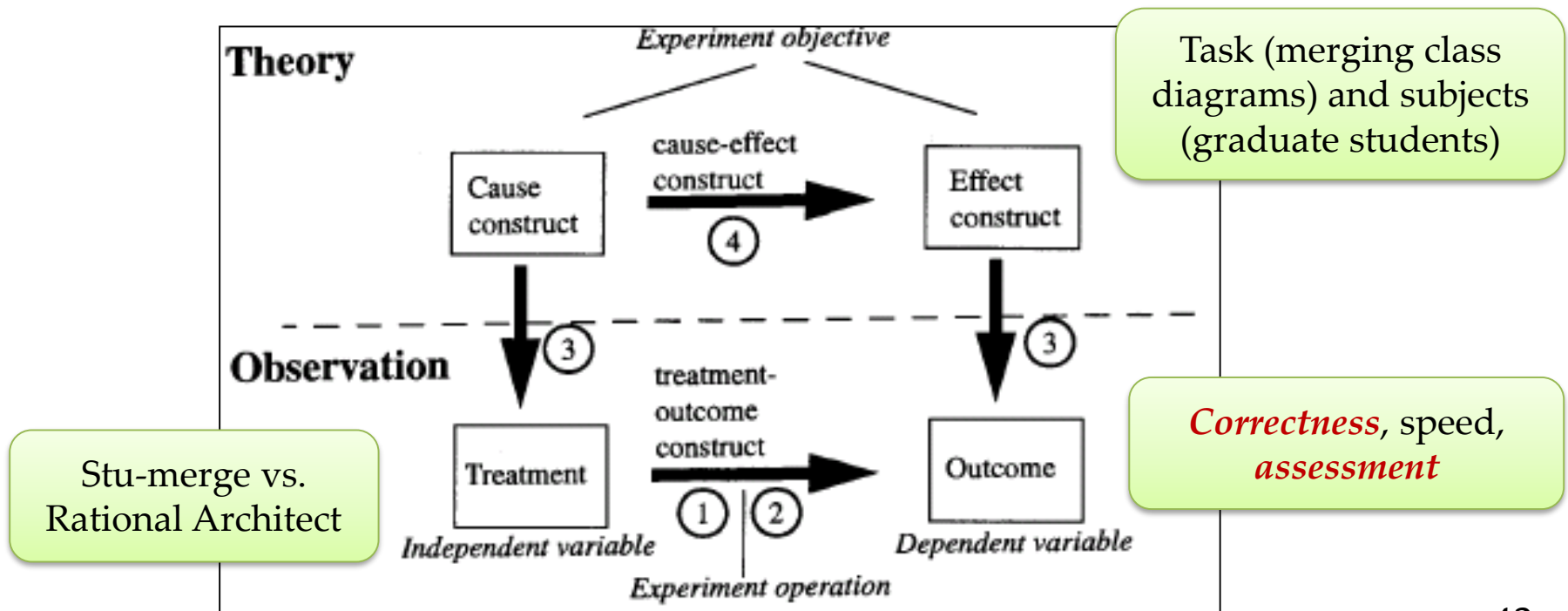
- ③ construct validity    ② internal validity
- ④ external validity    ① conclusion validity



# Threats to Validity (1)



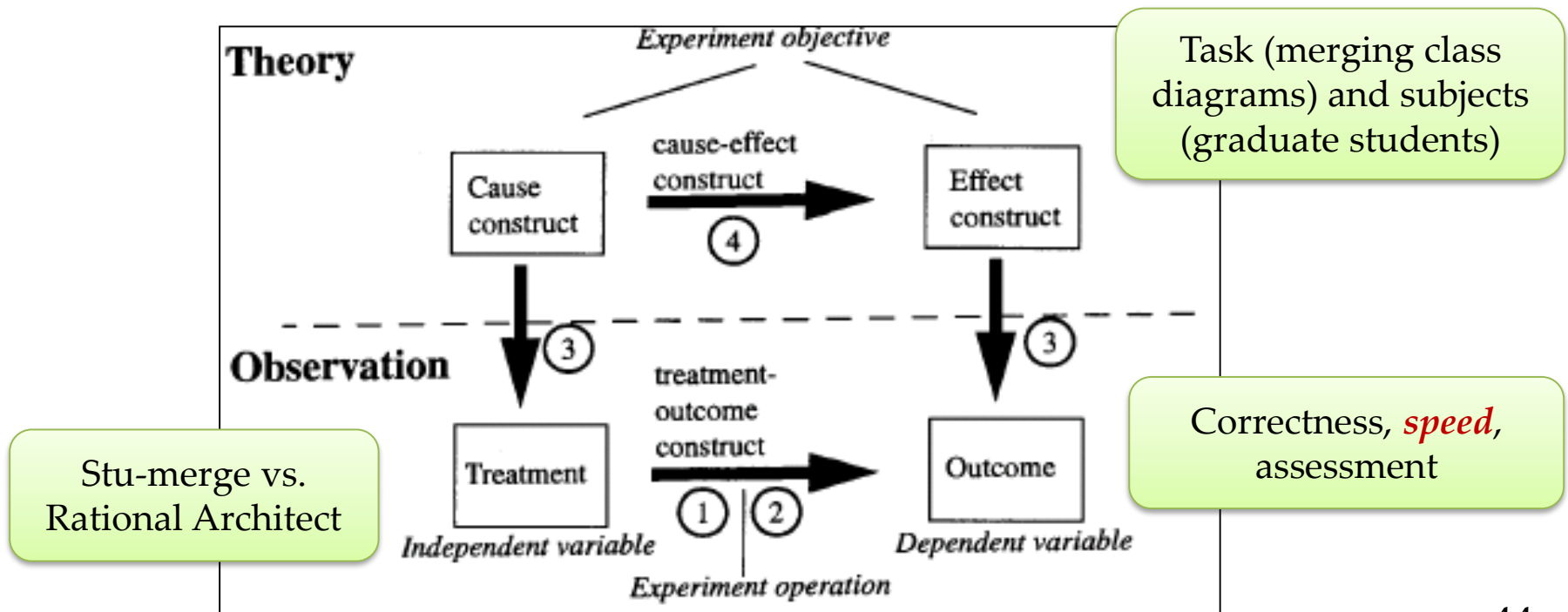
- ③ construct validity
  - What do we mean by a merge? What is correctness?
  - 0-5 point scale for subjective assessment - insufficient discriminatory power (both tools scored very low)



# Threats to Validity (2)

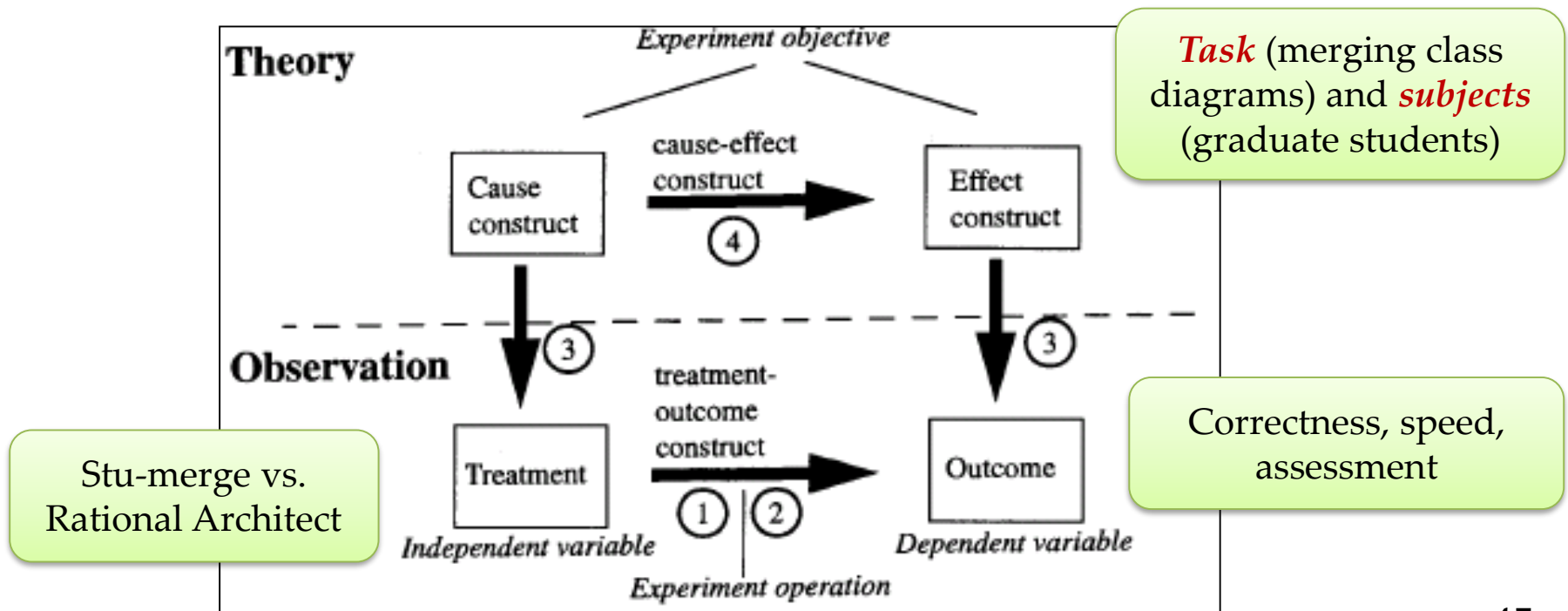


- ② internal validity
  - *Confounding* variable: time taken to learn the tool (subjects were all familiar with RA, not with Stu-merge)



# Threats to Validity (3)

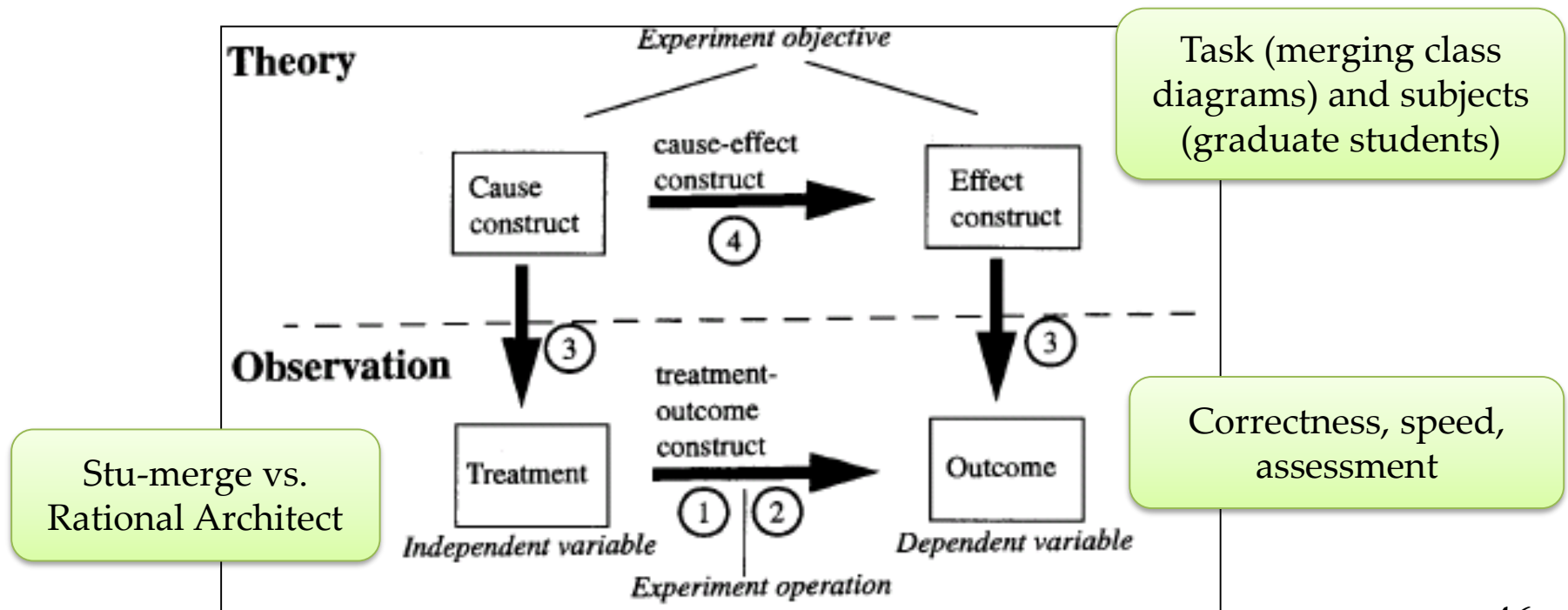
- ④ external validity (representativeness)
  - Task: class diagram models were of a toy problem
  - Subject: graduate students as sample of what population?



# Threats to Validity (4)



- ① conclusion validity (theoretical reliability)
  - Bias: subjects knew Stu-merge was Stu's own tool



# Exercise



- Describe your experimental design
  - *Questions* to answer
  - *Subjects* to select
  - *Independent* variables, *dependent* variables, and *controlled* variables (no *confounding* variable)
  
- Answer questions about
  - *Threats* to construct validity, internal validity, external validity, and conclusion validity
  - Why do they *not affect* your conclusion?

# Referred Materials



- S.C. Cheung, “Empirical Experimentation”, COMP610F course slides, 2010.
- Steve Easterbrook, “Case Studies for Software Engineers”, FSE-DS keynote speech, 2006.
- Frances Kurilich and Helen Whitaker, “Re: Writing Strategies for Student Writers”.
- Xinming Wang, “Empirical Studies in Software Engineering”, group meeting talk, 2007.
- Tao Xie, “Common Technical Writing Issues” and “How to Write Research Papers”, HKUST-visit talk, 2007.